

MON-420IT Series Vibration Sensor

Intrinsically Safe, M12, 4-20mA Velocity Transducer with Temperature output



Typical Applications

- Low cost online means of monitoring velocity and temperature with the capability of interfacing direct into PLC, BMS or any 4-20mA input module.

Proven use in vibration monitoring for offline applications using commercially available data collectors.

Protecting...

Fans, Motors, Pumps, Compressors, Centrifuges, Conveyers, Air Handlers, Gearboxes, Rolls, Dryers, Presses, Cooling, HVAC, Spindles, Machine Tooling, Process Equipment and many more.

Technical Performance

Mounted Base Resonance	5 kHz min.
Velocity Ranges	0-20 to 0-100 mm/sec RMS (5 ranges)
Frequency Response	10 Hz to 1 kHz $\pm 5\%$ - ISO10816
Isolation	Base isolated
Measurement Range	50 g peak
Temperature Output	10 mV/°C
Transverse Sensitivity	Less than 5%

Electrical

Output Current	4-20 mA DC proportional to RMS velocity (mm/s)
Supply Voltage	15 - 30 Volts DC (for 4-20 mA)
Settling Time	2 seconds
Output Impedance	Loop Resistance 600 Ohms max. at 24 Volts
Case Isolation	$>10^8$ Ohms at 500 Volts

Environmental

Certified Temperature Range	Ex ia IIC T6 (-40°C < Ta < +60°C)
Sensor Temperature Range	-25°C to 90°C
Sealing	IP67
Maximum Shock	5000 g
Emissions	EN61000-6-4:2001
Immunity	EN61000-6-2:1999

Mechanical

Case Material	Stainless Steel
Sensing Element/Construction	PZT/Compression
Mounting Torque	8 Nm
Weight	150 gms (nom)
Maximum Cable length	See System drawing
Mating Connector / Cable Assembly	M12 Straight or Right Angle - requires screened cable assembly
Mounting Threads	See 'How to order' table
Options	Various cable assemblies, other sensitivities



MONITION LTD

Condition Monitoring
& Plant Reliability Services

Tel: +44(0) 1909 722000
Fax: +44(0) 1909 722208
Email: sales@monition.com
Web: www.monition.com

PRODUCT DATA



MON-420IT Series Vibration Sensor

Intrinsically Safe, 4-20mA Industrial Accelerometer with Temperature output

PRODUCT DATA

Intrinsically Safe Requirements

Maximum Cable Length	See System Drawing M06-023-A (PUR with M12 connector)
Certificate details: Group II	IECEXBAS08.0034X Baseefa08ATEX0086X Ⓔ II 1GD Ex ia IIC T6 Ex tD A20 IP65 T80°C (-40°C < Ta < +60°C)
Accelerometer System Certificate	Baseefa08Y0087 Ex ia IIC T6 (-40°C < Ta < +60°C) On request - consult Sales Office
System Connections	See System Drawing Drawing M06-023-A (PUR with M12 Connector)
Terminal Parameters	U _i = 44V, I _i = 117mA, P _i = 0.722W Group II
500V Isolation	Units will pass a 500V Isolation Test
Barrier	Accelerometer (4-20 mA) 1 x Pepperl + Fuchs Galvanic Isolator KFD2-CR-Ex1.30300 (BAS00 ATEX7164) Temperature 1 x Pepperl + Fuchs Galvanic Isolator KFD2-VR-Ex1.18 (BAS01ATEX7262) Accelerometer (4-20 mA) 1 x MTL Zener Barrier MTL7787 (BAS01ATEX7217) or Pepperl + Fuchs Zener Barrier Z787 (BAS01ATEX7005) or any other barrier that conforms to note 2 of sheet 2 of M06-023-A Temperature 1 x MTL Zener Barrier MTL7764+ac (BAS01ATEX7217) or Pepperl + Fuchs Zener Barrier Z764 (BAS01ATEX7005) or any other barrier that conforms to note 2 of sheet 2 of M06-023-A

Notes:

Special conditions of safe use for Group II dust.
The free end of the cable on the integral cable
version of the apparatus must be terminated in
an appropriately certified dust-proof enclosure.
The unit has no serviceable parts.



MONITION LTD

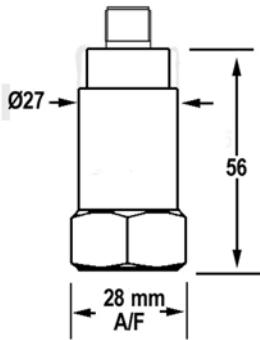
Condition Monitoring
& Plant Reliability Services

Tel: +44(0) 1909 722000
Fax: +44(0) 1909 722208
Email: sales@monition.com
Web: www.monition.com

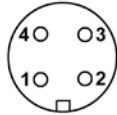


MON-420IT Series Vibration Sensor

Dimensions

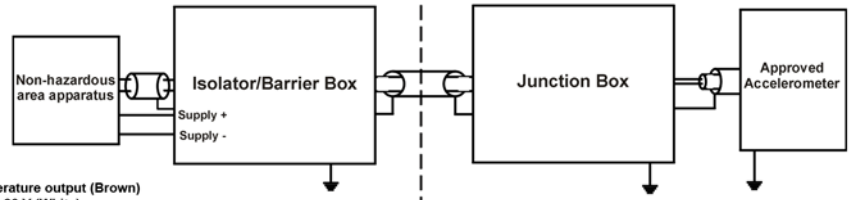


- Pin 1 - Temperature output (Brown)
- Pin 2 - +18 to 30 V (White)
- Pin 3 - Temperature output 0 V (Blue)
- Pin 4 - 0 V (Black)



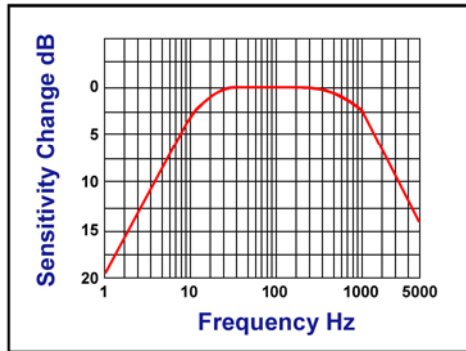
Non-Hazardous Area

Hazardous Area

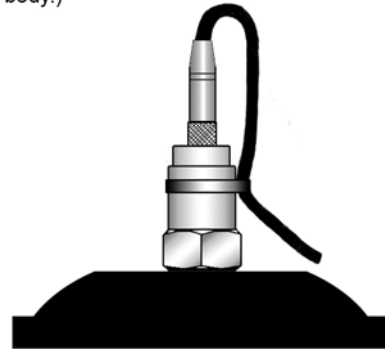


For full Installation details, see System Connection M06-023-A

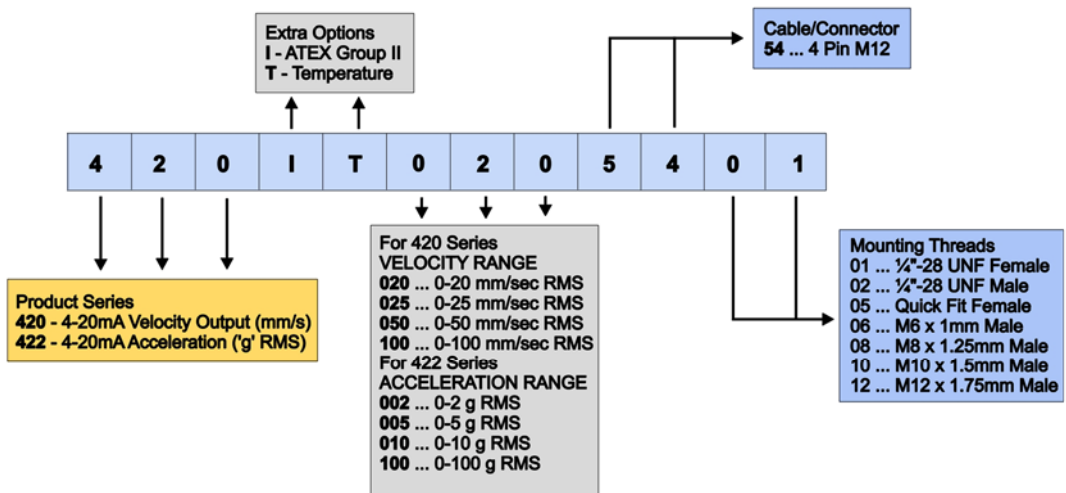
Frequency Response



Mounting of sensor to achieve good repeatable readings. Vibration sensor should be firmly fixed to a flat surface (spot face surface may be needed to be produced and cable anchored to sensor body.)



How to order



Please contact our Sales Office for information on sensor accessories (mounting studs, etc) and multichannel switch boxes.

We reserve the right to alter the specification of this product without prior notice.