

# ULTRAPROBE® 15,000

Get in touch with the future of ultrasonic condition monitoring

## Get in touch with your plant

What would the future be like if equipment was tested so effectively, so safely, so intuitively that catastrophic failure and energy waste became terms of the past?

Using knowledge based on three decades of experience, the engineers at UE Systems have developed an entire ultrasonic condition monitoring laboratory – to fit in the palm of your hand.

## The future has arrived: Experience the Ultraprobe® 15,000 Touch

- Touch Screen Technology
- Analyze Conditions with On-Board Spectral Analyzer
- Plan/Review Routes On-Board
- Take Temperature with an Infrared Thermometer
- Photograph Test Points with On-Board Camera
- Multiple Data Screens: dBI Temperature/Spectral Analysis
- Review Alarm Groups & Generate Reports
- Store Data, Sounds, and Images
- Review Historical Record Data
- Pinpoint Locations with Laser Pointer
- Adjust emissivity
- Use for ALL Plant Applications



## All via touch screen technology with easily recognizable icons

The minute you hold this remarkable digital inspection system in your hand, you will realize you are in for something truly special. Take a tour of each touch screen feature and find out why the Ultraprobe® 15,000 Touch is the most electrifying inspection device available.

## Place all of Your Inspection Needs in the Palm of Your Hand!

If you have not yet experienced UE Systems' pistol-grip digital ultrasonic detection instruments, you haven't truly experienced turnkey route inspection. UE Systems ergonomically enhanced hardware will get you through your routes more quickly and effectively. Anything is possible with the Ultraprobe® 15,000 Touch inspection instrument. It's light, easy to control, simple to use, and extremely accurate. Plus, all your analytical tools from data, images, temperature and sound analysis neatly fit in the compact housing.



### Hardware features include:

- 1 Instrument trigger
- 2 Battery pack
- 3 SD Card slot
- 4 On/Off button
- 5 Headphone jack
- 6 Infrared thermometer
- 7 Laser pointer
- 8 Camera with flash



Front view
















Back view



Side view

### Touch screen technology

The following icons are available on the display

- |   |  |  |
|---|--|--|
|  Spectral Analysis         |  dB Display                     |  Temperature Display (w/out dB) |
|  Historical Records        |  Input Additional Test Data     |  Valves Test Display            |
|  Temperature & dB          |  Setup for Instrument Functions |  Emissivity Adjustments         |
|  Camera                    |  View Uploaded Route            |  |
|  View Image and Take Photo |  Store Test Data                |  |

# The Future of Ultrasonic Inspection is One Touch Away

Truly an ultrasonic condition monitoring laboratory that fits in the palm of your hand, the Ultraprobe® 15,000. Touch is so sophisticated and so advanced, it's simple. The centerpiece of the Ultraprobe® 15,000 Touch is its touch screen technology. A true "full-service inspection system", you will be amazed at how many different ways you can use it, as well as how many different applications it can be used for. Touch an icon and the world of ultrasonic inspection opens for you.

## Some touch screen examples include:



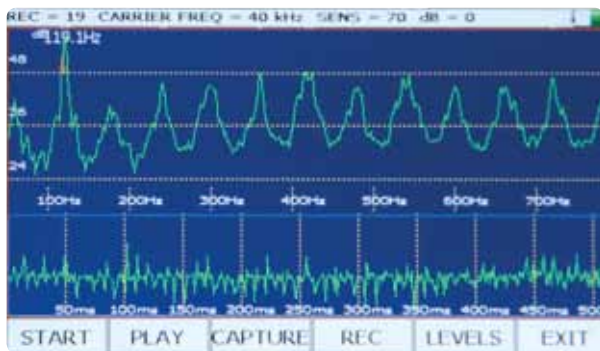
### Main Screen

Select two icons to be displayed at all times

Main Screen View:

- Decibels
- Frequency
- Record Number
- Sensitivity Levels
- Application

Touch the display to change sensitivity, frequency, or view an icon



### Spectral Analysis Display

Three views including:

- FFT & Time Series
- FFT
- Time Series

View/analyze sound samples on board, save sound, and even the image of the sound.

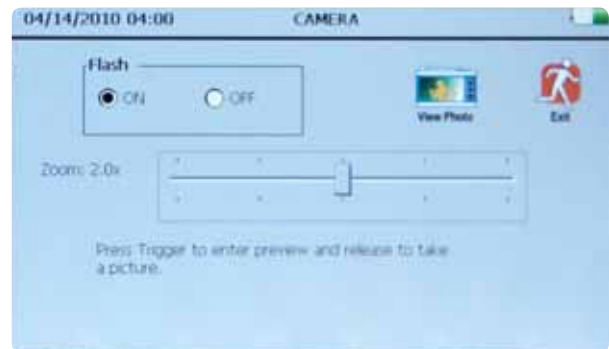
Adjust the sample rate.

All records are stored automatically on the SD card (after test is complete, you can conveniently remove the card from the instrument and load it into UE Systems data management software: Ultratrend DMS)



### Temperature & dB

- View dB
- View intensity fluctuations on an indicator bar
- View temperature (C or F)
- Adjust emissivity for temperature accuracy
- Record data
- Download data and temperature to computer



### Camera Display

- Take a photo
- Zoom feature to capture a test point close up
- Built in flash, which you can turn on or off
- Store image data
- Test data embedded into image for report enhancement



## Ultraprobe® 15,000 Touch Applications

The Ultraprobe® 15,000 Touch is the ultimate inspection system. Used for almost any plant application, the system will measure, analyze and collect all data using simple touch screen technology during your route inspection.

You have never experienced a system so robust, that it's simple. Specific applications where the Touch is currently utilized are as follows:

### On Board Analysis of Mechanical Inspection/Trending

Bearing/Conditions  
 Rubbing Conditions  
 Cavitation  
 Gears/Gear Boxes  
 Pumps/Motors  
 Lack of Lubrication/Over Lubrication

### On-Board Analysis of Electrical Inspection

**For detection and analysis of these failure modes:**

- Arcing
- Tracking
- Corona

**For use in these applications:**

- Switch gear
- Transformers
- Insulators
- Relays
- Bus Bars

### On Board Analysis of Leak Detection/ Energy Conservation

Valves  
 Steam Traps  
 Compressed Air  
 Compressed Gases (O<sub>2</sub>, NO, etc.)

## Ultraprobe® 15,000 Touch Specifications

<b>Construction</b>	Hand-held pistol type made with coated aluminum and ABS plastic
<b>Circuitry</b>	Solid State Analog and SMD Digital Circuitry with temperature compensation and true RMS conversion
<b>Frequency Range</b>	20 kHz to 100 kHz (tunable in 1 kHz increments)
<b>Response Time</b>	<10ms
<b>Display</b>	QVGA Touch Screen - IR, Laser Pointer, Camera, Spectrum Analyzer
<b>Sound Recording</b>	WAV File Format
<b>IR Temperature</b>	-20 °C to 500 °C
<b>Camera</b>	2.0 Mega Pixel
<b>Laser Pointer</b>	Europe Only Output <1mW – Wavelength 640nm – Class II Laser Product
<b>Laser Pointer</b>	All but Europe Output <5mW – Wavelength 640nm – Class IIIa Laser Product
<b>Memory</b>	400 storage locations
<b>Battery</b>	Lithium ION Rechargeable
<b>Operating Temperature</b>	0 °C to 50 °C (32 °F to 122 °F)
<b>Outputs</b>	Calibrated heterodyned output, decibel (dB) frequency, SD card
<b>Probes</b>	Trisonic Scanning Module and Stethoscope Module, Long Range Module and RAS-MT
<b>Headset</b>	Deluxe noise attenuating headphones – for hard hat use
<b>Indicators</b>	dB, Frequency, Battery Status and 16 Segment Bar Graph
<b>Sensitivity</b>	Detects .127 mm (.005") diameter leak @ .34 bar (5 psi) at a distance of 15.24 m (50 ft.)*
<b>Threshold</b>	1 x 10 <sup>-2</sup> std. cc/sec to 1 x 10 <sup>-3</sup> std. cc/sec
<b>Dimensions</b>	Complete kit in Zero Halliburton aluminum carrying case 55 x 47 x 20 cm (21.5" x 18.5" x 8")
<b>Weight</b>	Pistol Unit: 1.1 kg (2.35 lbs.)
<b>Complete carrying case</b>	8.6 kg (19 lbs.)
<b>Warranty</b>	1-year parts/labor standard, 5 years with completed warranty registration card
<b>Display Modes</b>	dB (main), IR, ABCD, Spectrum and Application Specific, Spectrum Analyzer (modes): Spectrum, Time Series & Dual Specific
<b>Ultraprobe 15,000 Kit</b>	Meets and exceeds ASTM E1002-2005 requirements for Leak Detection

\*depends on leak configuration

## So sophisticated, it's easy!

You will be amazed at how quickly you improve your inspection capability – helping to increase your asset availability throughout your plant while reducing energy waste. Plus, the reports you'll generate will help management understand how important your ultrasonic condition monitoring program is to improving your company's profitability.

At last, you can test the way you want to test with all the features you need for accurate results. Now you can truly read the future and actually report it with the Ultraprobe® 15,000 Touch.

## Monition Ltd

**Telephone:** 01909 722000  
**E-mail:** sales@monition.com  
**Web:** www.monition.com